



## **Casebook & Official Interpretations**

**Interpretations from the  
International Rules for the Sport of  
Wheelchair Rugby**

**15 July 2013**

**International Wheelchair Rugby Federation**

Suite 349 - 5158 48th Avenue

Delta, BC V4K 5B6

Canada

Telephone:

+1 779 232 9470 (for calls originating from the Americas)

+44 20 8133 0124 (for calls originating from the rest of the world)

Email: [info@iwrf.com](mailto:info@iwrf.com)

© Copyright 2013 IWRF

## ***Case Studies - Interpretations***

In the following cases:

- Team A is the offensive team
- Player A1 is the ball carrier
- Team B is the defensive team
- A1 to A4 and B1 to B4 are players on the court
- A5+ and B5+ are substitutes on the bench

### **Section 3    EQUIPMENT**

#### **3.21    Uniform**

3.21.1 Team A appears on the court wearing red uniform tops and white T-shirts underneath.

- a) Coach B protests the T-shirts. The referee disagrees since all players are dressed alike.
- b) Both coaches accept but the referee insists that the T-shirts be removed.

**Answer:**

- a) Incorrect.
- b) Correct.

3.21.2 For whatever reason, the uniform tops of A-2, A-4, and B1 bunch up during the game and it is very difficult for the referees to identify the number of the player. The referee obliges the respective players to correct the problem or be banned from the game.

**Answer:**

Correct. To properly and efficiently administer a game, the numbers of the players must be visible at all times.

3.21.3 Team A appears on the court with shirts that have a color on the front different from that on the back. Is this uniform legal?

**Answer:**

No

3.21.4 Team A and Team B wish to wear similarly colored dark shirts. The referee rules that the Team A will choose a contrasting, lighter colored shirt. Is this decision correct?

**Answer:**

Yes

- 3.21.5 Both Teams appear on the court wearing similarly colored dark shirts. Team A requests that they be allowed to wear the shirts at the expense of a technical foul. Shall the request be granted?

**Answer:**

No- Team A must change to a contrasting light color.

- 3.21.6 A player from Team A is listed on the score sheet as having the number 27. Is this legal?

**Answer:**

No - Only the numbers 1 - 15, 20 - 25, 30 - 35, 40 - 45 and 50 - 55 may be used in all IWRP sanctioned tournaments.

- 3.21.7 Team A's uniform consists of a solid blue shirt and solid green shorts. Is A's uniform legal?

**Answer:**

Yes. The shirts and shorts must be of solid color but not necessarily the same colors.

### **3.22 Hand Protection**

- 3.22.1 A player on the court has arm protection that has a large buckle:
- a) The referee allows the player to continue playing as they are a low point player and unlikely to injure other players.
  - b) Opposition coach notices this and protests.

**Answer:**

- a) Incorrect - point value is irrelevant. Buckle should be taped.
- b) Player should be given opportunity to rectify the problem through an equipment time-out.

## **Section 4 WHEELCHAIR**

**Wheelchair Comment:** Any new modification cannot be used in competition unless previously reviewed and accepted by the governing body applying these rules.

### **CLARIFICATION to Section (d-ii):**

The castor housing cannot be positioned wider than 2.5 cm from the adjacent position on the mainframe. This measurement is made from the inside edge of the castor housing to the outside edge of the

mainframe. (See Art 27.b)

**CLARIFICATION to Section (f) - bumper:** Any part of the contact area of the bumper cannot be covered with any foreign material. (See Art 29)

**CLARIFICATION to Art 28 Anti-tip devices:** The anti-tip devices are safety features and are not considered a part of the chair for the purpose of identifying a player's location on court, i.e. four in the key, leaving the court, back court violation.

#### **4.29 Bumper**

- 4.29.1 The most forward projection of A2's chair is fixed into place and he cannot make it conform to the 11 cm. Since he is not a major strength player on the team, and with the approval of both coaches, the referee allows him to play.

**Answer:**

Incorrect. All chair specifications must be met for the chair to be legal.

**Important Note:** No part of the body (toes, knees) can extend forward ahead of the chair. For safety reasons, the bumper must be the most forward part of the player.

- 4.29.2 a) Player A-3 has covered his bumper with a rubber material to increase the friction when in contact with another chair and thus increase his holding power.  
b) Player B-2 has a plastic covering on his bumper, which does not increase the friction when in contact with another chair but does help to cushion the bumper against hard hitting.

**Answer:**

a) Illegal.

b) Illegal. (Any covering on a bumper is considered a protrusion)

#### **4.30 Wings**

- 4.30.1 Any and all parts of the wing cannot be any higher than 20 cm from the ground in height.

**Answer:**

Incorrect. This is true only for the area that will come into contact with an opponent's chair. The wing itself may be attached to the frame at any angle.

#### **4.31 Comfort and Safety**

- 4.31.1 a) Player A-3 decides to play the game without being strapped into their chair.

**Answer:**

Legal. A player may strap himself or herself into the chair but is not required to. The strap(s) used can not create any kind of mechanical advantage for the player.

**Section 5 TEAMS****5.35 Classification**

- 5.35.1 Team A loses their 1.0 player to injury. Team A is unable to field 4 players and meet the 8 point count. The referees allow team A to continue with only 3 players on court as long as the point count doesn't exceed 7.5.

**Answer:**

Correct ruling. The team must start with 4 players, but after that can play with 3 if circumstances force them to.

**5.36 Rosters**

- 5.36.1 A5 wishes to substitute for A3, but his name does not appear on the score sheet:  
a) nor on the list provided by the coach.  
b) but does appear on the list provided by the coach.

**Answer:**

- a) Since the player's name does not appear on the coach's list, the fault lies with the coach, and the player cannot be permitted to play.  
b) As the coach has signed the score sheet as correct A5 is not permitted to play.

**5.37 Starting Players**

- 5.37.1 Coach A intends to match team B's starting line-up and so insists that Coach B indicate the four starting players at the same time he does.

**Answer:**

Both coaches are obliged to give their line-up 10 minutes before the game; however, Coach A must be the first to indicate the four starting players. The cards will be placed face up 10 minutes prior to start of the game.

**5.39 Coaches**

- 5.39.1 Playing-Coach A4 is assessed a disqualifying foul. May A4 continue to act as Coach?

**Answer:**

No.

- 5.39.2 Coach A is disqualified. Team A doesn't have an assistant coach to replace Coach A. Shall Team A continue without a recognized coach?

**Answer:**

No - In this situation the team captain shall assume the responsibility of Coach, relative to the calling of time-outs, assessment of technical fouls, etc.

**5.40 Goal and Bench Selection**

- 5.40.1 During a World Championship game, Team B is the host country and therefore the Coach B insists on his choice of goal and team bench area. The referee agrees that Team B should have the priority of choice.

**Answer:**

Incorrect. If coaches cannot agree, the highest seeded team shall choose both the goal and the team bench.

**Section 6 OFFICIALS****6.42 Officials Jurisdiction**

- 6.42.1 Both teams are warming up 10 minutes prior to a championship game. Something provokes A4 (class 3) who swears at B3 (class .5). B3 retaliates and pushes A4. A fight breaks out between them but is quickly broken up by other players:

- a) The referee gives both players a reprimand but not much more since the game has not yet officially started.
- b) Coach A protests the referee's decision to disqualify both players, because the game has not yet officially started.

**Answer:**

- a) Incorrect. Both players should be disqualified for fighting.
- b) Incorrect. The coach may protest but it is well within the referee's authority to disqualify the players. The referees' authority begins when they arrive on the court.

**6.43 Correctable Errors**

- 6.43.1 After the ball has been inbounded by Team A the Referee notices that the game/40 second clock has not started.



If Team A is still in possession of the ball then the play goes back to the original inbound and the game/40 second clock is reset to the original time. If a turnover occurs and Team B is in possession of the ball then an inbound is awarded to Team B at the nearest sideline with the game/40 second clock reset to the original time.

#### **6.44**     **Referees**

- 6.44.1 Warm-up: Once the teams have determined their team bench area and the scoring side to start the game, they will warm up on that side of the gym. At the tip-off the players in the center circle will face the scoring side. In the event that play starts with teams lining up going the wrong way, play shall be permitted to continue and the direction of attack is maintained until the end of the second period.

#### **6.45**     **Responsibilities of Referee 1**

- 6.45.1 Excessive noise or mechanical difficulty prevents the referees from hearing the horn that signals the end of a period. In the confusion that follows a goal is scored. What is the proper procedure for the referees to follow?

**Answer:**

The referees shall attempt to decide if the goal was scored before the horn was sounded (or should have sounded). They can consult with the table officials and the technical commissioner (if present). After all consultation the referee must make the final decision.

- 6.45.2 Shall players be permitted to wear earrings, hair clips, finger jewelry, or bracelets while participating?

**Answer:**

No. This equipment could prove to be dangerous to either the player involved or the opponents.

### **Section 7     TIMING REGULATIONS**

#### **7.57**     **Time-outs**

- 7.57.1 Team B ignores the referee's warning that team A's time out is over. The referee gives the ball to A1 for the throw-in. Team A scores before team B comes back to the court. Did the referee follow proper procedure?

**Answer:**

Yes.

- 7.57.2 During a time-out, bench personnel may bring water on the court for the players.

**Answer:**

Incorrect. Any player must go to the bench area to receive any assistance unless he is otherwise incapable.

- 7.57.3 The coach from Team A requests and is granted a time-out. The team proceeds to their bench area. After 13 seconds the players from team A get in position and inform the referee that they are ready to resume play. The referee resumes play without informing team B that the time out has ended. Is the referee's procedure correct?

**Answer:**

Incorrect. It is the referee's responsibility to make sure both teams are informed that the time out has ended. If the teams respond to the referee's warning and are returning onto the court, all players must be given adequate time (without delay) to position themselves.

- 7.57.4 Team A does not respond to the referee's warning that the time out is over and he begins the ten second count. After 6 seconds, team A comes onto the court. The referee suspends the ten second count and begins a new count after placing the ball at the disposal of A1 for the throw-in. Is the referee correct?

**Answer:**

No. In this case, placing the ball at the disposal of the player does not start a new count. The referee should simply continue the count that is in progress.

- 7.57.5 The ball has been put at the disposal of team A to in bound. B2 is out of position and requests a time-out. Since the ball has not been released, the referee stops the play and grants the time-out.

**Answer:**

Incorrect. The ball is live and team B is not in possession of the ball.

- 7.57.6 Team A coach requests a time out but only if team A scores a goal. Shall this request be granted?

**Answer:**

No - Coach A does not have the right to place a condition on the granting of a time-out. If a time-out is requested it must be taken at the next opportunity, regardless of the situation.

- 7.57.7 A1 is in his backcourt and the count for advancing the ball is up to 10

when B1 taps the ball away. A3 notices this and quickly calls a time-out to avoid the time count violation. Since the defense tapped the ball, the referee grants the time-out.

**Answer:**

Incorrect. The important thing here is that no player of team A had possession of the ball and the request should have been ignored. If play is stopped, a technical foul is given to A3. (See Art. 103.j).

- 7.57.8 Coach A requests a time-out from the Scorekeeper knowing very well that he has no time-outs remaining. The request is simply refused by the Scorekeeper.

**Answer:**

This is correct procedure. If the coach insists after he is properly informed by the Technical Commissioner and obtains a stoppage in play, he is penalized with a technical foul.

- 7.57.9 Team A was properly informed on the occasion of their last time-out charged. Subsequently A-2 requests a time-out during a live ball.

- a) The referee realizes that team A has no time-outs remaining, refuses the request, and motions for play to continue.
- b) The referee automatically stops the play to grant the request then realizes that Team A has no time-outs remaining. At this point, he awards the ball to Team B to inbound from the sideline.

**Answer:**

- a) Incorrect, a referee should call the timeout and sanction the team by awarding the ball to Team B at the sideline.
- b) Correct, The proper process followed.

- 7.57.10 A1 is in the process of scoring with 20 seconds left to the end of the period (game). B2 calls for a time-out to stop the clock, The referee acknowledges the request and stops the game. What is the correct procedure?

**Answer:**

B2 receives a technical foul. Team A start game with throw-in from sideline.

- 7.57.11 Team B not calling timeout sets up around Team A taking the timeout at their bench. Is this acceptable?

**Answer:**

No. Team B not using timeout must leave quarter of court in front of Team A bench clear.

- 7.57.12 Team A is playing with a coach that is also a player on the court. As the coach the player asks for a coach's time out during a dead ball. The Referee grants the request for the coach's time out.

**Answer:**

Incorrect. The player that is also the coach on the court must ask the assistant coach or a designated bench person to request the coach's time out. Coaches time outs can only requested through the score table.

- 7.57.13 A3 is in the penalty box. As Team A attempts to advance the ball to the front court, A3 calls a time out as only seconds remain before a 12 second back court violation. The Referee ignores the time out request as the player making the request is in the penalty box.

**Answer:**

Correct. A3 is in a suspended state of play as a player in the penalty box and can not be allowed to assist with any on court procedure.

**7.59      Equipment time out**

Use of proper hand signal is important as to indicate NO substitutions are allowed.

- 7.59.1 B2 tips a pass from A1 to A2. The ball is picked up by Team B who counter attacks. The foot strap of A1 comes loose but poses no problem. A1 urgently calls for an equipment check. The referee stops the play and nullifies a possible breakaway by team B.

**Comment:**

The referee should evaluate every request for equipment checks, much like any situation involving a fallen player.

- 7.59.2 Kevin Bowie's Case - missing

**7.60      Fallen Player**

Use of proper hand signal is important as to indicate substitutions ARE allowed.

- 7.60.1 B2 makes contact with A2 at mid court. A2 falls out of the chair and appears to be uninjured. Ball carrier A1 negates the opportunity to score and the referee whistles the play dead.

**Answer:**

Correct. Delayed play by the offensive team is a condition for stopping the game when a player is down.

- 7.60.2 A1 is ahead of the play and on the way to score. B2 is hit and falls out of his chair, behind the play:
- a) In moving traffic.
  - b) Among stationary players. In both cases, the referee allows A1 to continue to score before he blows the play dead.

**Answer:**

In situation

- a) the referee must protect the fallen player and should stop the play immediately.
- b) he can evaluate the situation and most likely allow A1 to score before stopping the play.

## Section 8 PLAYING REGULATIONS

Shall an awareness of the "principle of advantage/disadvantage" apply to judging violations in the same way it applies to judging fouls?

**Answer:**

Yes

### **8.62 Tip-off**

- 8.62.1 During the tip-off all players, except the players in the center circle, are required to remain stationary until the referee blows the whistle to indicate the start of legal contact.

**Answer:**

Incorrect. They must only avoid advantageous contact and remain out of the center circle.

- 8.62.2 Coach A suspect's team B will win the tip-off and so instructs A2 and A3 to quickly occupy adjacent positions around the circle to defend their goal. B1 wishes to position himself between them but they refuse. Is the referee correct to oblige them to let him in between them?

**Answer:**

Yes. Alternate positions around the circle are reserved for opposing players during a tip off.

- 8.62.3 During the tip-off, A1 and B1 tap the ball several times and then the ball bounces off the floor. Before any other player can get to the ball A1 picks it up and pushes towards the goal line. The referee is correct to stop the play and retake the tip off.

**Answer:**

Incorrect. If the ball has been tapped legally by either centre, once it touches the floor, anyone can take possession.(See Art 85.c)

- 8.62.4 Referee 1 enters the circle for the tip off and blows the whistle to indicate contact is allowed. What is the ruling if the following occurs?
- a) Player A2 enters the circle to gain position over B4.
  - b) Player B3 hits A1 into the circle before the ball is tapped.
  - c) Player A1 hits B1 on the arm at the tip-off.

**Answer:**

- a) Violation of the tip off.
- b).Violation of the tip off. Ball is awarded to team B and the possession arrow is awarded to team A.
- c).Foul on A1. A1 is not placed in the penalty box as possession has not yet been established. Ball is awarded to Team B and the possession arrow is awarded to Team A.

### **8.63 Alternating Possession**

**Comment:** Once a throw-in is awarded due to the alternating process, the possession arrow is changed when the ball is legally inbounded. If an infraction of the rules occurs before the conclusion of the throw-in, it shall be sanctioned according to the rules of the game, and it shall have no effect on the possession arrow.

The alternating-possession procedure is a method of putting the ball in play with a throw-in rather than a tip-off. The designated spot for the throw-in shall be on the sideline opposite the scoring table and nearest to the location of the held-ball.

- 8.63.1 A held ball is called and according to the possession arrow, team A is awarded a throw-in. A1 commits a violation, i.e. 10 sec. to execute a throw-in; bounces the ball out-of-bounds on the throw-in.

**Answer:**

Team B is awarded the throw-in and the next possession goes to team B as stipulated by the alternating process.

- 8.63.2 A held ball is called and according to the possession arrow, team A is awarded a throw-in. Before the throw-in is legally executed, A2 commits a second contact before the whistle foul.

**Answer:**

Team B is awarded the throw-in and the next possession goes to team B as stipulated by the alternating process.

- 8.63.3 A held ball is called and according to the possession arrow, team A is awarded a throw-in. B2 commits a second contact before the whistle.

**Answer:**

Team A is awarded the throw-in because of the possession arrow. B2 is sanctioned for a foul, and Team B gets the next possession.

- 8.63.4 A held ball is called and according to the possession arrow, team A is awarded a throw-in. Prior to the throw-in:  
a) A2 commits a 1-metre violation;  
b) B1 commits a 1-metre violation.

**Answer:**

- a) Team B is awarded a throw-in because of A2's violation, and team B gets the next possession.  
b) B1 is charged with a violation and is placed in the penalty box. Team A is awarded a throw-in and team B gets the next possession.

- 8.63.5 From the tip-off, the player from team A is the last to touch the ball; neither team gains possession of the ball before it rolls out of court. The referee calls for another tip-off as neither team had possession. Is this the correct procedure?

**Answer:**

No. The ball shall be awarded to Team B at the sideline as near as possible to the centerline in Team B's back court. Team A shall start the alternating process and receive the next possession.

- 8.63.6 On the opening tip-off, centre A3 taps the ball out of bounds.  
a) The referee declares the tip-off void and restarts the tip-off.  
b) Team B is awarded a throw-in and team A receives the first possession in the alternating process.

**Answer:**

- a) Incorrect. The tip-off is re-done only when it is not clear who committed this violation.  
b) Correct. The team not gaining possession on a tip-off shall start the alternating process. (See also art.85.)

**8.64 Location of a Person**

- 8.64.1 A2 is moving quickly to save the ball that is rolling out-of-bounds:  
a) He saves the ball and himself rolls out-of-bounds. No violation.  
b) He saves the ball, rolls out-of-bounds, and then returns onto the court and is the first one to touch the ball. Again, no violation.

**Answer:**

Correct in both (a) and (b). In both cases, according to Art. 64, A2 did nothing illegal and he played the ball only when he was a legal player on the court.

- 8.64.2 Player A1 while advancing to the front court, touches the center line with a front caster, and returns to the backcourt. The referee is correct to call a backcourt violation. (See Art. 9, 74)

**Answer:** Incorrect. The center line is part of the backcourt, and since he never crossed the line, he never entered the front court.

- 8.64.3 Player A1 is in the key and loses balance, falling over the goal line, but places his hands over the goal line and regains balance. The referee charges this player with a foul for leaving the court between the cones.

**Answer:**

Correct. Any part of the player contacting out of court between the cones is regarded as locating the player out of bounds.

- 8.64.4 Player A1 has decided to proceed down the court in a high speed backwards direction. The following conditions apply to this player, as it is the player's decision to play in this manner:  
a) the back of the chair now functions as the front of the chair.  
b) any contact behind the axle is legal.

**8.65 Location of the Ball**

- 8.65.1 Team A is close to a 12-second violation. A1 throws the ball to the front court. The referee calls the 12 seconds when the ball is in the air above the front court. He takes the inbound where the ball was in the air. Is he right to do so?

**Answer:**

No. The inbound must be taken from where the ball was last contacted.



- 8.65.2 A2 passes the ball near the sideline. The ball glances off the referee who is straddling the sideline. The ball returns to the court and the referee allows play to continue.

**Answer:**

Incorrect. The referee is located out of bounds. The ball is awarded to Team B on the sideline at the point it contacted the referee.

**8.66 Possession of the Ball**

- 8.66.1 A-1 is chasing the ball that is rolling towards the offensive goal line. Before he crosses the goal line, he traps the ball against the wheel and cross the goal line, while the ball is held against the wheel and off the floor. The referee signals no goal, because he did not get the ball onto his lap before crossing the goal line.

**Answer:**

Incorrect.

**8.67 Playing the Ball**

- 8.67.1 A1 is carrying the ball on his lap. When B1 attempts to take the ball away, A1 leans his upper body on the ball to protect it. The referee calls A1 for a violation for not exposing 75% of the ball.

**Answer:**

Incorrect. A player may protect the ball with any part of his body when an opponent challenges him for possession of the ball. However, he must reposition the ball (to expose 75%) if it has been pressed deep between the legs. This must be done within a reasonable delay.

- 8.67.2 Player A3 is an amputee. As he has full function of his stumps he uses them to hold the ball. Is this play legal or illegal?

**Answer:**

Legal play.

**8.68 Dribbling the Ball**

- 8.68.1 A1 gets blocked and cannot move with the ball. He has not dribbled for 8 seconds. He touches the ball to the floor while maintaining contact with his hand. The referee suspends the 10-second dribble count and starts a new 10-second count.

**Answer:**

Incorrect. The ball must be dropped to the floor to be considered a dribble.

- 8.68.3 A1 is at a 5-sec. count without a dribble. B1 knocks the ball off his lap. While the ball is on the floor, 7 more seconds elapse. A1 then regains possession of the ball and advances without a dribble. He has committed a dribbling violation.

**Answer:**

Incorrect. There is a loss of player possession between the dribbles; therefore he is entitled to a new 10-second count. (See Art 66)

- 8.68.4 Referee 1 makes a call on A1 for a 10 second no dribble violation. Referee 2 in fact noticed that A1 had indeed dribbled within the 10 second time frame and discusses the matter with Referee 1. The decision is made to allow Team A to retain possession of the ball with an inbound at the nearest sideline as well as a reset of the 40 second clock.

**8.69 Scoring**

- 8.69.1 Ball carrier A1 crosses the goal line while juggling the ball passed to him by A3. Since the ball did not hit the ground. The referee awards the goal.

**Answer:**

Incorrect. For a player to score, he must gain possession of the ball before crossing the goal line. (See Art. 66 a)

- 8.69.2 Ball carrier A1 crosses the goal line with first one rear wheel and one anti-tip device. The referee awards the goal.

**Answer:**

Incorrect. A player can not make a goal with the anti-tip devices.

## **8.70**     **Throw-in**

- 8.70.1     A1 has just scored a goal. B3, after receiving the ball from the referee for the throw-in, decides to change location on the baseline to make the throw-in. The Referee makes no call and allows play to continue.

**Answer:**  
Correct.

- 8.70.2     A2 and A4 set a trap on B3 who is in the penalty box. A3 scores a goal. B3 indicates that he will be the player who will inbound the ball. To get to the baseline B3 wheels down the sideline before entering the court to get to the baseline. Is this allowed?

**Answer:**  
Yes. As B3 is inbounding the ball they gain no advantage by wheeling around the trap. ( See Art 97.a)

- 8.70.3     A1 is inbounding the ball after a goal. B2 enters the one-meter area. The referee calls the one meter violation for B2 (one minute) and gives Team A the inbound at the sideline. Is it the right procedure?

**Answer:**  
No. The location for the throw-in should remain the same, anywhere on the end line. (The ball must be inbounded from the baseline after a goal)

- 8.70.4     Whilst attempting a throw-in from the end line, A4 violates. (Example: over 10 seconds to inbound the ball) where shall the resulting throw-in be taken by opposing team?

**Answer:**  
At the sideline closest to the location of the ball when the violation was committed.

- 8.70.5     The referee is about to hand the ball to A1 to inbound after a goal has been scored. Captain of team B protests that team B hasn't had time to set its defensive position. Shall the referee delay placing the ball at A4's disposal until Team B is prepared to play?

**Answer:**  
No. The proper procedure is to resume play as quickly as possible.

- 8.70.6 A1 is in position for the throw-in, and A2 asks to be the inbounder. The referee ignores the request. Is this the correct procedure?

**Answer:**

No, any player may identify themselves as the inbounder prior to the referee placing the ball at the disposal of the inbounder. NOTE: Once a player identifies themselves as the inbounder, they must inbound the ball.

- 8.70.7 B3 is in the penalty box. A2 and A3 set up to trap B3 as he comes out of the box after the penalty. A1 scores and B4 sets up for the inbound.
- a) B3 declares himself before the other team scores.
  - b) B3 attempts to beat the trap and declares himself the inbounder after B4 is in position for the throw-in.

**Answer:**

- a) Correct, the request was made before goal and therefore before B4 was set up for the throw-in.
- b) Correct, the request was made before the ball was placed at the disposal of the inbounder.

- 8.70.8 Player A1 indicates that he is the inbounder. Instead of progressing directly to the inbound position, A1 delays to allow his team to get into position. The referee blows his whistle and places the ball on the ground to begin the 10 second count.

**Answer:**

Correct, Players who identify themselves as an inbounder must proceed directly to the inbound point.

- 8.70.9 The referee places the ball on the ground to begin the 10 second count as no player from Team A has arrived to inbound the ball. A1 wheels off the court and picks up the ball to inbound. What is the correct procedure if:
- a) A2 had identified himself as the inbounder to the referees.
  - b) No player had identified themselves as the inbounder.

**Answer:**

- a) Tech foul on A2 for delay of game.
- b) Continue 10 second inbound count.

- 8.70.10 A3 is being trapped by B2 and B3. A3 declares himself as the inbounder to avoid the trap. As A3 proceeds to the inbound location, A1 requests an equipment time out. The Referee grants the equipment time out. Upon completion of the equipment time out, A1 proceeds to and is granted the inbound.

**Answer:**

Incorrect. A3 must be required to inbound the ball as he was removed from an advantage situation, being trapped by B2 and B3, by requesting to be the inbounder.

## **8.71 Substitutions**

- 8.71.1 Team A requests a substitution. The score bench notify the referees at the next opportunity and the referee beckons the substitutes onto the court. The substitutes enter the court before the players being substituted leave the court. Is this legal?

**Answer:**

Yes - As soon as the referee beckons the substitutes onto the court they may enter the court.

- 8.71.2 To speed up the substitution process a designated person brings the player cards to the score bench and retrieves player cards after the substitution occurs. Is this allowed?

**Answer:**

Yes - As long as this action doesn't interfere with the running of the game or interfere with the score bench. (Note only 1 person may come to the table to collect the cards, but it doesn't have to be the same person each time)

- 8.71.3 Team A request a substitution, but before the next stoppage in play withdraw the request. At the next stoppage in play the referee insists the substitution must take place?

**Answer:**

Incorrect. The request was withdrawn before a stoppage in play so there is no substitution for the referee to administer.

**8.72**     **Held Ball**

- 8.72.1     A1 is carrying the ball on his lap with one hand. B2 reaches in and contacts the ball. A1 protects the ball and continues to make a pass. The referee blows the whistle for a held ball.

**Answer:**

Incorrect. Contact of the ball by two opponents must be such that neither player has easy freedom of movement with the ball.

- 8.72.2     A2 chases a ball rolling towards the sideline, uncontested. The nearest defender is 5 meters away. In attempting to pick up the ball, he rolls over it and it is momentarily trapped under the chair. He rocks back and forth and frees the ball before any defender gets close enough to contest the ball. The referee immediately stops the play and indicates a held ball.

**Answer:**

Incorrect. Unless possession for the ball is contested, a player should be given the opportunity to free a trapped ball.

- 8.72.3     A-1 is wheeling towards the goal line and is about to score. B4 in an attempt to prevent the goal reaches around A1 and manages to get a hand on the ball without contacting A1. A-1 continues over the goal line whilst B4 has a hand on the ball. The referee awards a goal.

**Answer:**

Correct - even though B4 has a hand on the ball he has not prevented A1 from possessing the ball and scoring a goal.

- 8.72.4     A2 & B3 are contesting possession of the ball. Neither player is able to gain possession, but as they are jostling for ball possession B3 crosses the sideline. The referee calls a held ball.

**Answer:**

Incorrect: Player B3 is out of court and therefore places the ball out of court. Throw-in to team A.

## Section 9 VIOLATIONS

### **9.74**      **Back Court**

- 9.74.1      A1 has two wheels in the front court and two in the back court and then passes to A3 who also has two wheels in the front court and two in the back court. The referee blows a backcourt violation.

**Answer:**

Correct. The ball, while in possession of A1, is in the front court. When it is passed to A3, the location of the ball changes because A3 is viewed as anyone or anything touching the backcourt. (See Art. 9)

- 9.74.2      A1 has two wheels in the front court and two in the back court and then bounces the ball in the  
a) front court.  
b) backcourt.

**Answer:**

Violation in both a and b (See Art. 9.)

- 9.74.3      A1 is advancing the ball to the front court. As A1 crosses the centre line she bounces the ball in the:  
a) front court.  
b) back court.

**Answer:**

A and b No Violation, as A1 is advancing the ball to the front court.

- 9.74.4      A1, in the back court, attempts a pass to A3 but the ball strikes the referee who is standing in the front court, and returns to A1. The referee calls a backcourt violation.

**Answer:** Correct. When the ball struck the referee, it entered the front court. All four conditions required for a backcourt violation are present.

- 9.74.5      Team A has possession of the ball in the front court. B2 tips a pass and the ball rolls into the backcourt. A1 wheels and recovers the ball first. The referee is correct to allow the play to continue.

**Answer:**

Correct. Since a defensive player last touched the ball in the offensive zone, no backcourt violation can occur.

- 9.74.6 A2, in possession of the ball, is straddling the centre line. Pressured by two opponents, he passes the ball to A4 in the backcourt. Back court violation.

**Answer:**

Correct. All conditions for the violation have been met.

- 9.74.7 A3, in possession, straddles the centre line with two (2) wheels in the front court and two (2) in the backcourt. In his attempts to protect the ball, one of the wheels in the front court rolls into the backcourt. The referee chooses to ignore the situation. No violation. (See Art. 64, 74.)

**Answer:**

Incorrect. When any part of a player contacts a new part of the court, he is said to be in that new part of the court and a violation should have been called.

- 9.74.8 A3, in possession, straddles the centre line with two (2) wheels in the front court and two (2) in the backcourt. In his attempts to protect the ball, his chair rolls backwards.
- a) One of the casters touches the centerline. No violation.
  - b) Neither castor touches the centre line. The referee chooses to ignore the situation. No violation.

**Answer:**

- a) Incorrect. When any part of a player contacts a new part of the court, he is said to be in that new part of the court and a violation should be called.
- b) Correct, as A3 hasn't left the front court so no violation has occurred.

- 9.74.9 A1 straddles the centre line with the front wheels in the front court and with the back wheels in the backcourt. In an attempt to pass the ball to A2 who is in the front court he leans back on his anti-tip and lifts up his front wheels.

**Answer:**

Violation: as soon as A1 loses contact with the front court he has returned to the back court and is penalized accordingly.

- 9.74.10 Mitch's cases (a,b,c)  
A2 is in the front court and is hit

**Answer:**

Violation: as soon as A1 loses contact with the front court he has returned to the back court and is penalized accordingly.



**9.75**      **Ball out of bounds violation**

- 9.75.1      A1 has the ball for a throw-in. A1 throws the ball off the back of B3. Before anybody can retrieve the ball it rolls out of bounds. The Referee awards the ball to team B out of bounds where the ball crossed the line. Is this the correct ruling?

**Answer:**

Yes. If the ball is deliberately thrown off an opponent and goes out of bounds it is awarded to the opposing team.

- 9.75.2      A3 is trapped in the offensive key for 7 seconds when the ball is tapped away from A1. The ball is rolling free on the floor for more than three seconds and A3 is still trapped. The referee is correct to charge Team A with a 10-sec. in the key violation.

**Answer:** Correct, team possession was never lost.

**9.76**      **Twelve second violation**

- 9.76.1      Team B is pressing A4 in the back court for 10 seconds when B1 tips the ball away from A4 and it rolls free in the back court for an additional 2 seconds. Is the referee correct to allow play to continue?

**Answer:**

No, team possession was never lost, and team A is guilty of a time count violation.

- 9.76.2      A1 has the ball in the backcourt for 10 seconds and passes to A4. The pass is slapped out-of-bounds by B4. On the following throw-in, A4 has possession of the ball in the backcourt. Shall A4 have a full 12- second count to move the ball to the front court?

**Answer:**

Yes.

- 9.76.3      A throw-in by A1 is touched by A4; but A4 does not gain possession of the ball in team A's backcourt. Shall the 12-second count begin when A4 touches the ball?

**Answer:**

No.

- 9.76.4 A1 has the ball in his backcourt for a throw-in. After releasing the ball, it is tipped by B1 and the ball rolls on the floor, in the backcourt, for 3 seconds. A2 picks up the ball. Team A now has 12 seconds to advance the ball to the front court. Is this correct?

**Answer:**

Yes, Team A will have 12 seconds as the 12-second count starts when a player on court gains possession.

**9.78 Out and In:**

- 9.78.1 A-1 is stopped with one front wheel across the goal line. He continues to push and tips the front wheels up and down before the second wheel has a chance to touch the goal line.

**Answer:**

A-1 is guilty of Out and In because his chair broke contact with the floor.

- 9.78.2 Two opponents squeeze A1. In an effort to cross the goal he raises the front casters and advances so that the casters are across the goal line but in the air. In his struggle he returns and touches down in the key area without touching down out of bounds.

**Answer:**

No violation, no goal, because there was no floor contact out of bounds.

- 9.78.3 A1 is attempting to score whilst closely guarded by B4 & B3. As A1 pushes to cross the goal line the front casters leave the floor. A1 crosses the goal line but before the casters return to the floor A1 is trapped by B4 & B3 and is unable to put the casters back on the floor. While A1 is jostling to break the trap, the casters return to the floor. What action should the referee take in the following situations?
- a) Both casters land on or over the goal line.
  - b) One caster over the goal line.
  - c) Both casters land back in the court.

**Answer:**

- a) A goal is awarded to A1.
- b) No action is taken as A1 still has the opportunity to score.
- c) No action as A1 is still in the playing area.

**9.79 Physical advantage violation**

- 9.79.1 A1 is hit and falls forward:

- a) He places his hand on the floor to stop himself from falling whilst in possession of the ball.
- b) He loses possession of the ball before touching the floor.
- c) He loses the ball, falls to the floor, and the ball bounces off a chair and he regains the ball while he is on the floor.
- d) The ball returns and only touches his back wheel while he is on the floor.
- e) Player with hand/wing/bumper on the floor makes contact with the ball.

**Answer:**

- a) Violation.
- b) No violation.
- c) Violation.
- d) No violation.
- e) Violation.

**9.81 Ten seconds in the key violation**

- 9.81.1 A1 is trapped in the key with the ball for 8 seconds and quickly places the ball on the lap of B2 to avoid a ten second violation but B2 never made any movement to indicate taking possession of the ball. The referee suspends the count and allows the play to continue.

**Answer:**

Incorrect. Since B2 never *voluntarily* accepted the ball, the time count should have continued.

**Also see Art. 66.a.iv**

- 9.81.2 A2 backs up into the offensive key and his anti-tip device crosses into the key and is blocked into that position for 11 seconds.
- a) his device does not make floor contact in the key.
  - b) the anti-tip device is making floor contact.

**Answer:**

- a) No violation.
- b) No violation. The anti-tip devices are safety devices and are ignored as a part of the chair.

- 9.81.3 Shall the 10-second restriction apply not only when a team is in possession of the ball on the court but also while that team is in possession of the ball for a throw-in?

**Answer:**

Correct: - The 10 second restriction applies whenever a team has

possession of a "live" ball.

- 9.81.4 14 seconds remaining to the end of the period (game) and team A is awarded the throw-in at the corner of the offensive key. A2 quickly positions himself at the corner of the key for a lob pass. The inbounder releases the ball after 7 seconds. But is deflected by B3. The ball is loose for another 4 seconds. A2 still in the key picks up the ball and scores. The referee awards the goal. Is the referee correct?

**Answer:**

No. Although Team A lost possession of the ball, it never lost team possession. Player A2 should be called for 10 seconds in the key.

- 9.81.5 When will the 10 second count begin for being in the key? And when will the 10 second count stop?

**Answer:**

The count begins as soon as any part of an offensive player's chair (wheels) touches the floor within the key area. The count ends as soon as the chair (wheels) leaves the key area.

**9.82 Throw in violations**

- 9.82.1 A1 has the ball for a throw-in. In the process he bounces the ball to a teammate so that the ball touches the sideline and the court at the same time. Is it correct for play to continue?

**Answer:**

No. On a throw-in a ball can only touch the out-of-bounds if it is intended to be batted onto the court.

- 9.82.2 A1 has the ball for a throw-in. A1 throws the ball off the back of B3, wheels into court and retrieves the ball. Is this a legal play?

**Answer:**

Yes. Once the ball has been legally inbounded (touched by a player on the court) it can be retrieved by any legal player.

- 9.82.3 A throw-in by A4
- a) Goes out of bounds without having touched a player on the court or the court itself,
  - b) Goes out of bounds after contacting the court but without having touched a player on the court,
  - c) Is deflected after having left A4's hands so as to come back to A4 who

is still out of bounds. How shall play resume in each situation?

**Answer:**

Play shall resume with a throw-in to Team B at the point of A4's original throw-in. (Note: if throw-in by A4 is after a goal the ball shall be awarded to Team B at sideline)

- 9.82.4 A throw-in by A1 bounces off the top of a cone and into A2's lap. Is this a legal throw-in?

**Answer:**

No. The cone is considered to be outside the playing court. See Art 8.

- 9.82.5 A1 attempting to throw the ball in, backs away from the sideline (2- 5 meters), A1 then pushes towards the sideline to gather some momentum. A1 then releases the ball and rolls into the court. Is this a legal play?

**Answer:**

Yes.

- 9.82.6 After a throw-in, A1 enters the court at a 45-degree angle but within the 1-metre radius. The referee charges him with an illegal entry.

**Answer:**

Incorrect. The rule allows him to enter within the 1-metre radius.

- 9.82.7 A1 is in position for a throw-in. Body movement causes his front casters to touch the sideline just before releasing the ball for a throw-in. The referee allows play to continue.

**Answer:**

Correct. A1 touched but did not cross over the line. The sideline is part of the out-of-bounds.

- 9.82.8 After releasing the ball for a throw-in, A1 turns in the direction of the offensive goal and beats the defender by first rolling for a meter outside the sideline. Since the defender is rolling in the same direction, the referee allows the play to continue.

**Answer:**

Incorrect, A1 should be charged for a throw-in violation because he used the out-of-bounds to gain an advantage.

- 9.82.9 A2 is set to inbound the ball. He bounces the ball but for some reason (bad

bounce, changes his mind) he does not hit the ball and retakes possession of the ball. He still has time to inbound the ball. Has he committed a violation?

**Answer:**

No. The in-bounder may bounce the ball several times but he must be the last point of contact for the ball before the ball makes contact with the court or a player within the court.

- 9.82.10 A1 waits behind the goal line ready to take the inbound. The referee blows the whistle and the 10 seconds for a legal inbound count begins. A2 comes to A1, takes the ball, A1 moves back on court and A2 inbounds the ball within the 10 seconds. Can team A do so?

**Answer:**

No. See Art 83.c. A2 is out of bounds and as soon as they touch the ball - it is a violation of Art 83.c.

- 9.82.11 A1 is set to inbound the ball, places the ball on the ground and rolls the ball onto the court.

**Answer:**

Incorrect. The ball has made contact with the floor outside the court before entering the court. The player must be the last point of contact before the ball enters the court or is touched on court.

## **9.84 Tip-off violations**

- 9.84.1 Referee 1 enters the circle for the tip off and blows the whistle to indicate contact is allowed. What is the ruling if the following occurs?
- a) Player A2 enters the circle to gain position over B4
  - b) Player B3 hits A3 into the circle before the ball is tapped.
  - c) Player A1 (a center) crosses the center line within the circle to be in position to receive the ball.

**Answer:**

- a) Violation of the tip off.
- b) Violation of the tip off. Ball is awarded to team B and the possession arrow is awarded to team A.
- c) Violation, a center must remain on their side of the center line until the ball has been touched

At the tip off the centers may not cross the centre line until the ball has been tapped.

- 9.84.2 Player A4 uses the wheel for support during the tip off. Neither referee

calls a violation.

**Answer:**

Correct ruling: Although rules state the player may only use backrest - the way players are lining up for the tip off makes this impossible. If no obvious advantage gained ignore this violation.

**9.85      Forty Seconds**

In general play if the forty second device sounds in error the game shall be stopped and the referees will establish which team has rightful possession of the ball. The forty second clock shall be reset to forty seconds. It is imperative that referees signal a forty second reset whenever it is required.

- 9.85.1      At the end of a forty second period, A1 attempts to score a goal. The attempt is legally blocked by B4 and then the forty second device signal sounds. After the signal B4 fouls A1.

**Answer:**

A forty second violation has occurred. B4's foul shall be disregarded unless technical, flagrant or disqualifying.

- 9.85.2      An attempt for goal is made by A4. B3 successfully prevents the goal from being scored as the forty second device sounds, after which a held ball between A4 and B3 is immediately called.

**Answer:**

A forty second violation has occurred. Team B did not gain immediate and clear control of the ball before the forty second device sounded.

- 9.85.3      Team A is in control of the ball with ten seconds remaining in the forty second period when a held ball occurs. An alternating possession throw-in is awarded to:  
a) Team A.  
b) Team B.

**Answer:**

a) Team A shall have only ten seconds remaining in the forty second period.  
b) Team B shall have a new forty second period.

- 9.85.4      Team A is in control of the ball with ten seconds remaining in the forty second period when the ball goes out-of-bounds. The officials either cannot agree on whether it was A4 or B4 who was the last to touch the ball before it went out-of-bounds, or cannot determine which player was the last to touch the ball before it went out-of-bounds. An alternating

possession throw-in is awarded to:

- a) Team A.
- b) Team B.

**Answer:**

- a) Team A shall have only ten seconds remaining in the forty second period.
- b) Team B shall have a new forty second period. The possession arrow is then changed to Team A.

- 9.85.5 Team A requests a time out during a dead ball with eight seconds left on the 40 second clock:
- a) Player A1 is the time out requester; Referee grants time out and reset the 40 second clock to 15 seconds.
  - b) Team A coach requests a coaches time out; Referee grants the time out but does not reset the 40 second clock to 15 seconds.

**Answer:**

- a) Correct.
- b) Incorrect.

In both cases, any time out requested by the offensive team will result in a reset of the 40 second clock to 15 seconds if the 40 second clock is below 15 seconds.

9.85.6 During a dead ball situation, the defensive team requests a 30 second time out with seven seconds left on the 40 second clock. The time out is granted, however, the 40 second clock is not reset to 15 seconds.

**Answer:**

Correct. The 40 second clock is only reset to 15 seconds when the request is by the offense.

- 9.85.7 Team A had possession of the ball. A2 falls and the Referee stops the play for a fallen player. The Referee resets the 40 second clock.

**Answer:**

Incorrect. A reset should only occur if play is stopped for a team not in possession of the ball.

## Section 10 PRINCIPLES OF CONTACT

### 10.86 Safety



- 10.86.1 A1 has just scored a goal, which has been signaled by the referee. Immediately after A1 is hit by B2:
- a) There is only slight contact between the players.
  - b) A1 is tipped out of his chair.

In all cases, the referee ignores the contact as the goal has been scored.

**Answer:**

- a) Correct, however, the referee could warn B2 about contact after a goal.
- b) Incorrect. B2 should be penalized with a flagrant foul and the penalty served. (See Art. 90, 103)

## Section 11 COMMON FOULS

### **11.90 Definition and Sanctions**

- 11.90.1 A1 rolls for the goal line uncontested and stops short to use up time on the clock. B1 ignores him and leaves the court between the goal posts.

**Answer:**

Since A1 stopped, we must conclude that his immediate intent was not to score, and therefore a penalty goal cannot be awarded. B1 is charged with a foul (leaving the court) and team A is awarded a throw-in on the sideline. (See Art. 93)

- 11.90.2 A1 rolls for the goal line. B1 rolls beside him and tries to cut him off. As they approach the goal line, A1 actively slows down and B1 to cross the goal line first. The referee awards A1 with a penalty goal.

**Answer:**

Incorrect. By actively slowing down, the priority of A1 is not to score, but to draw B1 into a foul for leaving the court between the cones. B1 should be charged with the penalty for leaving the court, but no penalty goal should be awarded. (See Art. 93)

- 11.90.3 A1 rolls for the goal line. B1 rolls beside him and makes contact while trying to cut him off. In doing so, B1 crosses the goal line before A1. The referee awards A1 with a penalty goal.

**Answer:**

Correct. In this case A1 was stopped from trying to score and therefore a penalty goal must be awarded.

## **11.91** **Charging**

- 11.91.1 A2 is rolling into the key. Since the opening to the goal line is blocked off, he passes the ball and crashes into a stationary defender. The referee gives him a penalty for charging.

**Answer:**

Incorrect. Travelling faster than your opponent is not enough to award a penalty for charging. The referee must conclude that there is an element of danger as well.

- 11.91.2 A4, already travelling faster than two defenders who are closing a small opening to the goal line. He continues to push and hits a defender with enough force to make the chair pivot sideways. In doing this he crosses the goal line. The referee disallows the goal and gives A4 a penalty for charging.

**Answer:**

Incorrect. Power by the ball carrier to attempt to score is always permitted unless there is an element of danger.

- 11.91.3 B2 rolls and hits A3 on the bumper with enough force to make his chair turn 180°. The referee charges B2 with charging.

**Answer:**

Incorrect. Causing an opponent to change direction, even at a major angle does not automatically result in a charging foul. The referee must first conclude there is an **element of danger**.

- 11.91.4 Player A1 is a low point player, has the ball and is under pressure from players B1 and is defending the ball with his body. Player B2 approaches at high speed from a distance and hits A1 on the bumper, causing him to rotate forward, eventually falling on player B3 who made the initial hit.

**Answer:**

Charge foul. B2 used excessive speed and force when contacting A1, placing him in risk of harm.

**11.92 Contact Before the Whistle**

- 11.92.1 Immediately after a goal but before the referee's whistle, A2 tries to free himself from a crowded group of players. B2 lightly contacts him changes A2's direction of travel enough to place him at a disadvantage. The referee ignores the light contact and allows play to continue.

**Answer:**

Incorrect. A2 was disadvantaged by B2's contact before the whistle and should be charged with a foul (illegal contact).

- 11.92.2 Immediately after a goal but before the referee's whistle, A2 and B3 lightly bump each other in an attempt to get out of traffic. The referee allows play to continue.

**Answer:**

Correct. Contact was minor and neither player was disadvantaged. (See Art. 91)

- 11.92.3 Before the whistle, A2 rolls up to B3 and locks his chair such that he cannot move freely on the court. The referee judges this as incidental contact and allows play to continue.

**Answer:**

Incorrect. Although no crashing sound resulted by the contact, the contact is placing B3 at a disadvantage before the whistle. This is a violation of Art. 94.

**11.93 Four in the Key**

- 11.93.1 B3 is defending near the top of the key. A2 hits him and causes him to roll into the key as the fourth defender. The referee charges B3 with the penalty.

**Answer:**

Correct. Since the hit was legal, B3 is responsible for the consequence of

the hit.

- 11.93.2 a) B2 rolls from the top of the key to the area near the cone, to block A1 from scoring. In doing so he rolls partially through the key and momentarily becomes a fourth defender in the key.  
b) In a similar situation team A players are crossing the centre line or are in the backcourt when B2 rolls from the top of the key to take a new defensive position to cover the corner. In doing so he partially enters the key and temporarily becomes a fourth defender in the key.

**Answer:**

- a) Penalty. B2 gained an advantage.  
b) No penalty. Absolutely no advantage was gained by team B or lost by team A.

- 11.93.3 B2 is the fourth defender at the top of the key. In pivoting, he tips up his front casters and pivots over the key without making floor contact. Since he momentarily occupied space in the key the referee charges him as the fourth defender in the key.

**Answer:**

Incorrect. (See Art 64)

#### **11.94**     **Holding**

- 11.94.1 A3 moves in behind B2 and slows his progress by hooking his anti-tip devices, thus giving his teammate A1 a chance to get passed B2. The referee lets play continue.

**Answer:**

Correct. Hooking with the chair is permitted as a form of picking.

#### **11.95**     **Leaving the Court**

- 11.95.1 A2 is attempting to beat B1 along the sideline. B1 forces him out of bounds. A2 continues to roll out of bounds and eventually beats B1. The referee allows play to continue since A2 was originally forced out.

**Answer:**

Incorrect. A player must return onto the court at a point nearest to where he exited.

- 11.95.2 Team A is awarded a throw-in in the front court near the baseline. A2 immediately takes up the position in the key (facing the goal line) nearest to the point of throw-in. He does this before the whistle for legal contact. B1 sets up next to A2 between A2 and the inbounder. B3

sets up immediately behind A2. After the whistle: a) B3 hits A2 once and causes him to roll out of bounds between the cones; b) B3 hits and continues to push until A2 rolls out-of-bounds.

**Answer:**

- a) A2 is charged for leaving the court.
- b) B3 is charged for pushing.

- 11.95.3 A1 is in possession of the ball near the goal line, under pressure from B1. A1 passes to A2, but in doing so rolls backwards and contacts the cone outside the key area. The referee calls a leaving the court foul.

**Answer:**

Incorrect call. Player A1 does not have the ball, therefore no call.

- 11.95.4 A2 is blocked by B3 and B4 close to the sideline. While trying to free himself A2 leaves the court. B3 and B4 advance towards A2 and prevent him from re-entering the court. The referee ignores this situation and lets play continue.

**Answer:**

Incorrect. B3 and B4 should be instructed to allow the player back on court, A2 cannot gain any advantage by his re-entry onto court.

- 11.95.5 Player A1 inbounds the ball to A2 who is sitting close to the point of inbound (beyond the meter). B1 and B2 jostle A2 close to the sideline. A1 enters the court and makes contact with A2, preventing him from going out of court.

**Answer:**

A1 is guilty of unsportsmanlike behavior and is not entitled to assist a team-mate from out of court. A1 is issued with a Technical foul, but Team A retain possession.

- 11.95.6 After A1 scores a goal he continues to push behind the goal line to enter the court on the opposite side of the goal line from where he scored. The referee allows play to continue.

**Answer:**

Correct. The player that scores the goal is allowed to enter the court at any point along the endline.

- 11.95.7 A1 has one front caster on the goal line and is prevented from advancing further. He passes the ball to A3 and wheels back onto the court. The Referee allows play to continue.

**Answer:**

Incorrect. Player A1 is out-of-bounds, and should be called for the violation.

- 11.95.8 A1 attempts a pass to A2 who is in the key and rolling for the goal line. The ball is intercepted by B1 who is defending in his key. A2 continues to roll out between the cones. The referee stops the play and charges A2 with a foul (leaving the court).

**Answer:**

Incorrect. In this case the ball is intercepted and therefore in the team B's back court when A2 crosses the goal line. Therefore play should be allowed to continue.

**11.96 Pushing**

- 11.96.1 A1, while in the front court, has slowed to a stop near the centre line. B4 rolls up to him and bumps him so that A1's back wheel makes contact with the centre line. The referee charges B4 for illegal pushing foul for pushing A1 into a back court violation.

**Answer:**

Incorrect. There is no foul since the initial contact was legal. (See Art. 84). However, the backcourt violation should be called.

- 11.96.2 A1 is on a breakaway for the goal. B1 is close behind and is pushed by B2 for additional speed. B2 is charged for a pushing foul.

**Answer:**

Correct. A Player cannot be helped by a teammate by means of a push.

- 11.96.3 A2 is partially blocked from scoring by B1 And B2. A4 comes up behind and bumps A2 over the goal line to score. The referee signals the goal.

**Answer:**

Correct. A bump is considered initial contact and is permitted.

- 11.96.4 A3 rolls into the key and bumps B2 near the goal line. He then continues to push B2 so that he forces him out of the goal line. The referee charges B2 for leaving the court.

**Answer:**

Incorrect. After initial contact a player cannot be continually illegally pushed into an illegal position.

- 11.96.5 B2 and B3 block A1 near the goal line. However, A1, being stronger, continues to push B2 and B3 aside (after initial contact) and rolls in for the goal. The referee disallows the goal and charges A1 for pushing.

**Answer:**

Incorrect. A1 (the ball carrier) may always continue to push in an attempt to advance.

- 11.96.6 Player A1 uses his hand to push:
- a) his own team-mate, A2 to defend.
  - b) an opponent, B1, making contact with the body.
  - c) an opponent, B1, making contact with the chair.

**Answer:**

- a) pushing foul, a player may not use their hands to assist a team-mate defend or score, by means of a push.
- b) Illegal use of hands.
- c) Illegal use of hands.

**11.97      Illegal Use of the Hands**

- 11.97.1 B2 reaches for the ball within the vertical space of A1. In contacting the ball with his hand, he is also pressing down on the arm of A1 with his own arm. The referee allows play to continue.

**Answer:**

Incorrect. Since both contacts are simultaneous, the arm contact is a foul and must take precedence.

- 11.97.2 B4 reaches in to tap the ball off the lap of A1. To defend against B4, A1 while holding the ball with both hands raises his elbow to the side and contacts the arm of B4 and contact is made outside the zone. The referee charges B4 for illegal use of the hands.

**Answer:**

Incorrect. As there is no advantage or disadvantage no call should be made.

- 11.97.3 A1 holds the ball above his head. B2 attempts to hit the ball loose. A1 pushes the hand away. The referee stops the play and charges A1 with a foul for illegal use of the hands.

**Answer:**

Correct. The contact occurs outside the Zone of Verticality, which stops at the top of the head of A1, and A1 initiates the contact.

- 11.97.4 B1 is waving his hand in front of A1 (within the Zone of Verticality), to deny a pass. A1 moves the ball around and light contact occurs, placing neither at any disadvantage. The referee blows the whistle and charges B1 for a foul.

**Answer:**

Incorrect. Since there was not advantage/disadvantage, the contact was **INCIDENTAL**, and play should have been allowed to continue.

**11.98 Spinning**

- 11.98.1 A2 is in the key waiting for a pass. B1 moves in behind him and bumps his rear wheel causing his front casters to tip up:
- a) A2 is displaced enough to miss the ball.
  - b) A2 loses his balance enough to put his hand to the floor to prevent himself from falling.

**Answer:**

- a) No call as safety of player A2 is not at risk.
- b) Spin foul - A2 is disadvantaged and endangered by a possible fall. (possibly consider flagrant foul)

- 11.98.2 A2 and B2 are following A1 towards the goal line. In the attempt to block for A1, A2 gives B2 a legal hit. Because of that hit B2 spins A1. The referee charges B2 with a spinning foul.

**Answer:**

Correct, B2 caused the spin on A1 and is sanctioned with the foul.

**11.99 One meter foul**

- 11.99.1 A1 is throwing in the ball. A2 passes in front of A1 within the 1-metre radius and receives the ball on the other side of the 1-metre restraining area. The referee allows play to continue.

**Answer:**

Incorrect. The 1 meter restraining line is neutral and cannot be infringed by either team during the throw-in. Penalty: loss of possession.

- 11.99.2 A1 is inbounding the ball after a goal and moves over to B1 who is blocked by A2 and A3; all three of them are within one meter.
- a) A1 passes the ball to A3.
  - b) A1 gives the ball straight on the lap of A2 who is very close at the goal line.
  - c) 1 passes the ball to A4 who is 3 meters away and then asks the



referee to send B1 away that he can go on court. The referee agrees.

**Answers:**

- a) 1-metre violation for A3.
- b) 1-metre violation.
- c) No. Players were legally outside the 1- meter radius before the ball was placed at the disposal of the inbounder.

- 11.99.3 A1 has the ball for a throw-in from the base line. B1 is to the left of him and one meter away. B2 is blocked by A2 and cannot wheel away. Seeing this, A1 moves over and traps B2 within the one meter restraining zone. The referee charges B2 with a foul for being within the one-meter zone.

**Answer:**

Incorrect. B2 initially respected the one-meter rule and was put in violation of it by a player who was out-of-bounds.

## Section 12 TECHNICAL FOULS

### **12.101 Player technical foul**

- 12.101.1 B4 is called for a technical foul at the same time that A1 scores. Team A is awarded a penalty goal and B4 is exempted from serving the penalty.

**Answer:**

Incorrect. Technical fouls are served under all circumstances.

- 12.101.2 B1 cannot reach the ball held up high by A1 who intends to pass it high to A2 in the key. B1 pressures A1 by waving his hand in front of the eyes of A1. A1 appears undisturbed by B1. The referee allows play to continue.

**Answer:**

Incorrect. Waving the hand in front of the eyes is unsportsmanlike and dangerous and B1 should be charged with a technical foul.

- 12.101.3 Team A is on a 3 on 2 break away. B1 moves into the path of one of the attackers. The timing makes it impossible for the attacker to stop or change directions. B1 is hit and **intentionally** falls in the line of oncoming traffic. Since he is in the direct line of oncoming players, the referee stops the play and charges B1 with a technical foul. Is he correct?

**Answer:**

Yes. B1 used an unsportsmanlike and dangerous tactic to gain a stoppage in

play.

- 12.101.4 B3 tips a pass from A1 to A3. Just before B1 picks up the loose ball A1 quickly calls a time-out to stop the play. The referee having his back to A1 stops the play and then realizes who made the request. The referee charges A1 with a technical foul.

**Answer:**

Correct. A1 cannot legally call a time-out and since he was the cause for the game being stopped, he is charged for delaying the game.

**COMMENT:** Any player who makes use of any *unjustifiable reason* to obtain a stoppage in play, will be charged with a *technical foul for delaying the game*.

- 12.101.5 B4 has been having difficulty defending against A3 for most of the first half of the game. In the second half he resorts to insulting A3's playing abilities in the hope of breaking his concentration. Is the referee correct to ignore B4's tactics since no foul language is used?

**Answer:**

No. B4 is using unsportsmanlike behavior to compensate for his difficulties to defend against A3.

- 12.101.6 A1 is throwing in the ball. B1 advances after the throw-in and blocks A1's complete entry onto the court. The referee charges B1 with a technical foul for delaying the game.

**Answer:**

Correct. The defender must allow the inbound player to completely return to the court immediately after the throw-in.

- 12.101.7 A1 is inbounding the ball. After inbounding the ball A1 waits a couple of seconds and then tries to enter the court, B1 prevents A1 from completely entering the court. The referee charges B1 with a technical foul.

**Answer:**

Correct, Time is not an issue - A1 must be allowed to enter the court when they choose to do so.

- 12.101.8 A1 is inbounding the ball at the sideline. B1 stays outside the 1-metre but close to the sideline. After the throw-in, A1 enters the court on an angle towards B1 and therefore he cannot enter completely onto the court. The referee charges B1 with a technical foul for delaying the game.

**Answer:**

Incorrect. As A1 has the possibility to completely enter onto the court by entering without contacting B1, no technical foul should be charged. A1 cannot force a technical foul on B1.

- 12.101.9 Player B1 is in the penalty box. Player A1 and A2 set up to trap player B1 when he exits the penalty box. Player A3 scores a goal. Player B1, upon trying to enter the court, illegally enters by not respecting the gate. Referee issues player B1 with a technical foul and has Player B1 serve an additional penalty.

**Answer:**

Correct.

## **12.102 Technical Foul by Bench Personnel**

- 12.102.1 Coach A is using offensive language in addressing some of his players on the court for their poor performance. The referee ignores the situation because the coach's comments are not directed to the referees or the opposing players.

**Answer:**

Incorrect. Proper court decorum must be enforced at all times.

- 12.102.2 During the course of the game, Coach B repeatedly travels outside the team bench area to instruct his players on the court. This interferes with the duties of the Table officials. Is the referee correct to charge Coach B with a technical foul?

**Answer:**

Correct.

- 12.102.3 A2 & B3 are fighting. The coach of A team leaves the team bench area to assist the referees in restoring order. Shall a technical foul be assessed against the Coach for leaving the team bench?

**Answer:**

No. Use common sense. If bench personnel assist in stopping the fight then no sanctions should be applied to bench staff.

- 12.102.4 a) Before the start of the game.  
b) After the start of the game, it is discovered that a team B player on the court is not one of the 4 players designated as the teams starting four. What is the correct procedure for the referees to follow?

**Answer:**

- a) The player must leave the court immediately and the correct player must enter the court. No technical foul is charged.  
b) A technical foul will be assessed against the coach of team B. The starting line-up as indicated by the cards on the table must take the court and 1 player from team B will be selected by team B coach to serve the penalty.

**12.103 Equipment Technical Foul**

- 12.103.1 After being checked prior to the start of the tournament a chair is damaged in the first game of the tournament. After being fixed, the opposing team in the second game protests the legality of the chair.  
a) Referee disqualifies the player  
b) Referee rules that chair has been checked and allows play to continue.  
c) Chair should be re-checked.

**Answer:**

- a) Chair should be re-checked. If the chair is legal, the complaining team B is sanctioned with a technical foul and a sixty second time-out for delay of game. In case no sixty second time-out is left, two (2) technical fouls will be charged and will be served consecutively.

If chair is illegal the following shall apply:

1. If the chair is protested when it first enters a game - then chair/player is penalized as chair did not become illegal during game. The penalized player serves the penalty and, upon re-entering the court after the penalty is served, is substituted for at the next available opportunity.
2. If the chair is protested after it has had game time - then player can try to fix the chair and will be substituted if unable to fix in within 1 minute. (no penalty applied)
3. The chair cannot enter the game again until it has been checked by the referee.
4. If the chair is protested at halftime of the game, then the player will start the second half in the penalty box. Note: The player is not allowed to correct the chair until after the penalty is served.

- 12.103.2 10 minutes prior to the start of the game, Coach of team A protests the chair of player B1.
- a) B1 is a part of the starting lineup.
  - b) B1 is a substitute player.

**Answer:**

The referee disallows this request, and indicates that the chair of B1 must be checked once they have entered the court to take part in the game.

- a. The chair should be checked when the player comes on court to start the game. If the protest is upheld, Team B will start the game with a player serving the technical foul.
- b. The chair should be checked when the substitution has been completed during game time.

**12.104 Excessive Points on the Court**

- 12.104.1 A2 was the last player to substitute onto the court when Team A is charged with too many points on the court. Is the referee correct in giving the coach of team A the choice of player to serve the penalty?

**Answer:**

No. In this case A2 was the last player in and he must be the one to serve the penalty.

- 12.104.2 A1 (class 3.0) and A2 (class 1.5) are serving a penalty and A3 (class 3.0) is outside the penalty box waiting for his time to serve his penalty (art. 80). A4 (class 0.5) is joined by A5 (class 3.0) to fulfill the minimum player requirement and continue play. A4 is then injured and cannot continue to play. Team A has A6 (class 3.0) and A7 (class 2.0) on the bench. Can coach A substitute A7 for the injured player?

**Answer:**

Coach A has no player that can substitute for the injured player and at the same time respect the maximum point value on the court. Therefore Team A must forfeit the game at this point. (See Art. 115.)

- 12.104.3 During a substitution situation:
- a) Players are beckoned onto the court. The Table officials recognize that there are more than 8 points on the court. What should the referee do?
  - b) Players are beckoned onto the court. The table officials recognize that there are more than 8 points on the court. This is because the cards are not accurate to the players on the court. What should the referee do?

**Answer:**

- a) If this can be resolved before the game commences then no penalty else if game time has elapsed a technical foul will be assessed as team has excessive points on the court.
- b) Game officials should correct the cards on the score bench. No technical foul is assessed as this is an error by the score bench and the point count on the court was 8 or less.

**12.105   Flagrant Foul**

- 12.105.1 A1 is about to score and ahead of all defenders. B2 comes in at an angle and contacts the ball carrier behind the rear axle, *causing the player to spin or lose his balance but not fall*. The referee charges B2 with a flagrant foul.

**Answer:**

Correct. Team A is awarded a penalty goal plus two technical fouls.

- 12.105.2 A1 is approaching the goal line ahead of all defenders. B2 comes in at an angle and contacts the ball carrier behind the rear axle, *causing the player to fall to the floor*. The referee charges B2 with a flagrant foul.

**Answer:**

Correct. Team A is awarded a penalty goal plus two technical fouls.

- 12.105.3 A1 has the ball and is wheeling towards the goal. B1 grabs A1 by the arm, extending it behind the player at an unsafe angle. The referee calls a Flagrant foul as there was no attempt to play the ball, and the action was unsportsmanlike. As it was done on the line, when there was no possibility of affecting the goal, it was deemed to be an act of intimidation. A penalty goal was issued and B1 sent to the penalty box to serve two Technical fouls.

**Answer:**

Correct.

- 12.105.4 Player A1 collides with B1 at an angle from the front and is momentarily unbalanced on one wheel. While in this position B2 makes no effort to avoid contacting A1 and hits A1 causing him to fall. The referee calls a flagrant foul.

**Answer:**

The referee is correct to call a foul on B2. This is dangerous play and B2 will be assessed with a flagrant foul.

### **12.106 Disqualifying Foul**

**COMMENT:** This is a serious penalty for a serious situation and should be judged carefully - taking into account such other factors as force of contact and speed. On the other hand, a player guilty of faking the fall may be charged with a technical foul.

- 12.106.1 A1 is approaching the goal line ahead of all defenders. B2 comes in at an angle and contacts the ball carrier behind the rear axle, causing the player to fall to the floor. The referee charges B2 with a flagrant foul. As this is the second Flagrant for this player, he is disqualified by the referee.

**Answer:**

Correct. The flagrant foul must be issued to Team B. The penalty time keeper will indicate the disqualification with a red card. B2 must be sent from the field of play and a substitute will serve the penalties for the flagrant foul.

- 12.106.2 A1 punches B1. The referee issues A1 with a disqualifying foul. A1 is sent from the field of play and is substituted with Player A5, who serves a 1 minute penalty, but must serve a full minute.

**Answer:**

Correct.

## **Section 13 PENALTIES**

### **13.108 Release From the Penalty Box:**

**COMMENT:** A player may be served with consecutive penalties. The penalties are served consecutively and NOT SIMULTANEOUSLY! He may leave the penalty box when all penalties have been served according to the sanction of each penalty.

- 13.108.1 B1 is charged with a foul for contact before the whistle. He argues using profane language towards the referee. The referee further charges him with a technical foul. He continues and intimidates the referee by bumping him with his chair. The referee then proceeds to disqualify B1 from the game. The coach of team B must now select a player to serve all the penalties charged to B1 (1minute for contact before the whistle; 1 minute for the technical foul; 1 full minute for the disqualifying foul). Is this the correct procedure?

**Answer:**

Yes.

- 13.108.2 B3 is serving a penalty for a common foul. The penalty clock is not in clear view and he presumes the penalty has expired. He returns to the play with a few seconds remaining. The penalty timekeeper realizes this and informs the referee on the next dead ball. The referee charges the player with a technical foul.

**Answer:**

Correct. The player returned without the permission of any Official.

- 13.108.3 B2 is serving a penalty when A3 scores a goal. B2 leaves the penalty box without any notification from any official. The referee sees B2 entering the court and penalizes B2 with a technical foul for entering the game illegally.

**Answer:**

Incorrect: The player is allowed to re-enter the game after a goal has been scored. (Note. Player may not re-enter the game after a penalty goal)

- 13.108.4 B2 is serving a penalty when the opponent gets a penalty goal. The Penalty Timekeeper releases B2 from the penalty box. The referee sees B2 entering the court and penalizes B2 with a technical foul for entering the game illegally.

**Answer:**

Incorrect: The Penalty Timekeeper made the mistake to allow B2 re-enter the game. B2 has to go back to the penalty box and serve the rest of the penalty.

- 13.108.5 With 4:50 left on the game clock, A1 is called for a flagrant foul. At 4:30 A2 is called for Illegal use of Hands. At 4:10 B1 scores a goal and A1's first flagrant foul is completed and the second flagrant foul begins. At 4:05 B2 scores and A2 is released from the penalty box as his penalty was the first started. A1 continues to serve his second flagrant foul from the 4:10 time mark.



## ***Official Interpretations***

### **Art 29**      Published: 16<sup>th</sup> August 2003

Because of the lack of clarity in Article 13 regarding the following items, they have been a concern for several countries:

- how the 45° will be inspected before competition
- the 45° connection to the bumper and how it effects the new horizontal bumpers.
- how the support bars for the wings, used by some athletes, will affect the picking of the rear wheels.

The Equipment Committee has undergone much discussion and made recommendations to this Commission. Based on those recommendations, it is the judgment of this Commission to address these issues in the following manner:

- a) the measurement of the 45 degree angle be VIEWED AND JUDGED FROM A TOP VIEW. (photo A and B)
- b) that the 45 degree connections to the bumper be such that they not produce any additional hooking capability. (photo C and D)
- c) that a space above the wing, as indicated in diagram E, be designated as - OBSTACLE FREE. This is to allow all possibility of legal bumper design to pick the rear wheels without any interference. (see diagram-wing support space)

These clarifications will be applicable as of October 24,2003.



Photo A

Viewing the 45° connection (top view)



Photo B

45° connection on a horizontal bumper (top view)



Photo C

Connections are illegal because of additional hooking capability



Photo D

Correcting the problem to photo C.

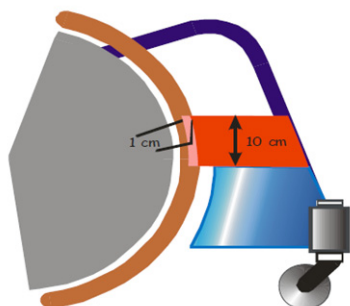


Diagram E

**Obstacle free space** would extend from where the wing starts at the front of the chair to 1 cm. from the front edge of the rear tire; AND, a minimum of 10 cm. upwards from the front top edge of the wing.



Photo F

Illegal wing supports

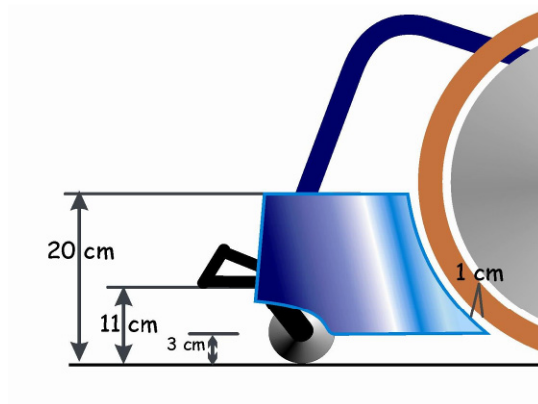
**Art 27**      Published: 2<sup>nd</sup> February 2004

**Clarification to Article 27 - 45° Visibility of Casters**

The following clarification regarding the visibility of the front casters was made and applied at the World Wheelchair Games in Christchurch in October, 2003.

*The front caster wheels of the chair, particularly the point of contact between the wheels and the floor, must be visible from the front and side view of the casters when the casters are in a forward rolling position.*

This ruling does not supersede the requirement for the wing to be a minimum of 3cm. from the floor. In addition, this ruling does not require that the front caster or caster housing be positioned outside the wing. It is permissible to have a wing outside the caster housing as long as the caster wheel is visible. This may require building the wing higher than 3cm. from the floor, or building the wing with a cutout space to allow the front caster wheel to be seen (see diagram).



**Art 29**      Published: 2<sup>nd</sup> February 2004**Clarification to Article 29 - Frictional material & 45° Connects**

During the World Wheelchair Games in Christchurch, in October 2004, two concerns surfaced and were brought to the Equipment Committee of the Technical Commission for study and recommendations. Following their recommendations, it is the ruling of the IWRF:

- a. *To expand a previous ruling that made the use of frictional material on bumpers ILLEGAL. This ruling is being expanded to include all contact areas of the chair, except the push rims or that part of the spoke guards that serves as the equivalent of the push rims. Note that the backrest bar(s) can and must be adequately padded with material that will ONLY protect an opponent against impact with the bar(s). The bar(s) can offer only structural support to the backrest, and no other mechanical advantage.*
- b. *That the 45° connections be viewed as part of the bumper. Therefore, like the bumper, no part of these connections can exceed the maximum height of 20 cm.*

**Art 29** Published: 24<sup>th</sup> March 2008

**Clarification to Article 29 - Measurement for Wheelchair Rugby Chair Bumper**

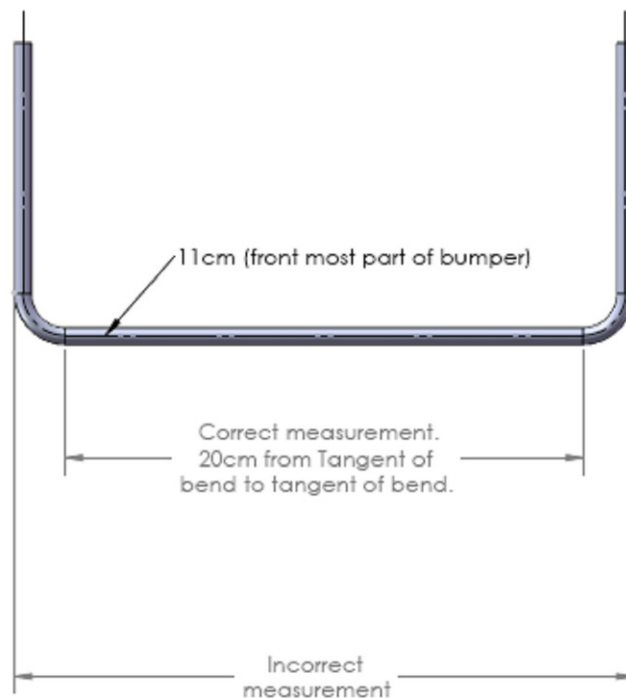
Article 28 deals with the dimensions of the bumper. This ruling is related to Article 29.b.

**Article 29.b** - The front-most part of the bumper must be a minimum of 20 centimeters wide measured side to side and must span straight across.

The official interpretation for all future sanctioned tournaments is as follows.

The Bumper will be measured along a line parallel with the floor at that point at which the bumper makes initial contact with another chair. (For measurement purposes it will be the front most part of the bumper, which is the area that would initially contact another chair if two chairs were to hit head on).

Only the part of the bumper that contacts another chair shall be measured.



Note: Officials must take care when measuring the bumper not to include that part of the bend in the bumper that does not make initial contact with another chair as shown by the incorrect measurement. This can easily occur when using the outside of the bumper to hold the end of the tape measure.

As can be seen in this example it is very easy to add centimeters to the width of a bumper by measuring incorrectly.

**Art 25 & 27** Published: 30<sup>th</sup> July 2008**Clarification to Articles 25 & 27 - Overall Length of the Wheelchair Rugby Chair and Rear Most Part of the Wheelchair**

There has been some discussion about the rear most part of the wheelchair. The previous set of rules had this specified as follows.

***“LENGTH: The length of the chair is measured from the front-most part of the back wheel to the front-most part of the chair. This measurement cannot exceed 46 cm. (See diagram B) Combined with the maximum diameter of the wheel (70 cm) the total length shall not exceed 116 cm.”***

The Technical Commission Equipment Committee have also discussed this and are all agreed that the common understanding is that the rear most part of a wheelchair is the rear of the main wheels.

The maximum length of the two (2) components that make up the overall length of the chair and the rear most part of the chair.

The rear most part of the wheelchair is the rear of the main wheels.

The maximum length of the front part of the chair is 46cm.

The main wheels cannot exceed 70cm in diameter.

Please note that the main wheels must be the rear most part of the wheelchair and that the push bar on the back of the seat must not extend beyond the rear most part of the large wheels, inclusive of any safety padding on the bar.

***(Exception: Article 28. Anti-tip devices***

*The wheelchair shall be fitted with an anti-tip device attached at the rear of the wheelchair.*

***If the wheel of the anti-tip device is fixed, it cannot project further to the rear than the rearmost point of the main wheels. If the wheel of the anti-tip device swivels, the housing that holds it cannot project further to the rear than the rearmost point of the main wheels. The bottom of the wheel of the anti-tip device must be no more than 2 centimeters above the floor. (See Wheelchair diagram B)***

**Art 28**      Published: 31<sup>st</sup> March 2009

**Clarification to Article 28 - Spring Loaded Anti-Tips**

Post the Beijing Paralympics the Technical Commission Equipment Committee was asked to review the decision it reached on the use of spring loaded anti tips for Wheelchair Rugby.

The Technical Commission Equipment Committee has confirmed that the use of spring loaded anti tips will be prohibited for use in all IWRF sanctioned tournaments effective immediately.

**Art 24 & 27** Published: 31st March 2009**Clarification to Articles 24 & 27 - Widest Part of Wheelchair and Push Rims****Widest Part of the Wheelchair**

The Technical Commission Equipment Committee has reviewed the Wheelchair and what is considered the widest part of the chair.

The Commission is agreed that the widest part of the chair is the wheel. The widest part of the wheel, in its playing position, can be either the push rim or the tire.

However if the push rim is the widest part of the chair it may not extend more than 50mm past the tire, at its widest part, in the horizontal plane.

**Push Rim**

The Technical Commission Equipment Committee has defined the push rim as the surface mounted to the wheel to aid in propulsion of the chair. The surface must be smooth in construction.

These rulings apply for use in all IWRF sanctioned tournaments effective immediately.



**Art 29**      Published: 31st March 2009**Clarification to Articles 24 & 27 - Dents in Bumper**

The Technical Commission Equipment Committee has reviewed the bumper of the wheelchair.

The Commission is agreed that the bumper may have dents caused through general play that do not put the chair in breach of the rules of the game.

Dents in the bumper can extend up to 10mm in the horizontal plane that the bumper is expected to be presented in as per the rule and not be in violation of the rule. This ruling does not apply to the ends of the bumper which must remain in the plane as indicated by the rules. It is the responsibility of players to ensure their chair is legal and any obvious dents should be repaired at the earliest opportunity.

Teams wishing to question the legality of a bumper of a chair during a game must lodge a chair protest as per the rules.

Game officials can still rule a bumper in breach of the rule if a dent poses a danger to other players. The officials ruling is final and the bumper must be repaired before the chair can be used in competition again.

This ruling applies for use in all IWRF sanctioned tournaments effective immediately.

**Art 31**      Published: 14<sup>th</sup> April 2011

**Clarification to Article 3 1 Comfort and Safety**

The Technical Commission Equipment Committee has reviewed the use two (2) back bars on chairs.

The finding of the Committee is that the use of 2 back bars should be prohibited in the sport of wheelchair Rugby.

This ruling applies for use in all IWRF sanctioned tournaments effective immediately.

**Art 31**      Published: 27<sup>th</sup> August 2011

**Clarification to Article 3 1 Comfort and Safety**

**Use of Double Vertical Bars on Back Rest**

The Equipment Committee was asked to review the use of two (2) vertical bars in the back rest on rugby wheelchairs. That is the use of two (2) vertical bars on each side of the backrest.

The Committee has recommended that the use of two (2) bars on each side of the back rest should be allowed in Wheelchair Rugby.

This ruling is effective immediately



**Art 30**      Published: 29<sup>th</sup> April 2012

**Wing Modification**

The Equipment Committee was asked to review the attached wing modification.

The Committee does not see anything illegal with this wing modification. However the wing will be checked when measured to ensure no sharp edges exist which may pose a danger to players. All other requirements of a legal wing must also be met.

This modification is approved by the Equipment Committee.

This ruling is effective immediately.



**Art 29 & 30** Published 30<sup>th</sup> May 2012**Allowances for Bumper and Wings by Equipment Committee**

It has been brought to the notice of the Equipment Committee that many of today's chairs are technically illegal according to the current rules. The committee has reviewed many of the bumpers used in today's chairs and have made the following rulings.

There are examples of these decisions at the end of this document.

**1 - Connection of bumper to mainframe:** Art: 29.l states *There must be a bar connecting the bumper to the main frame of the wheelchair extending from the widest point of the bumper.* The majority of chairs do not conform to this rule and advice is that to attach this bar to the mainframe would weaken the integrity of the mainframe. The Committee has ruled that the bar returning from the widest point of the bumper, if not connected to the mainframe, must show that if it continued in the same direction it would connect to the mainframe, as viewed in the horizontal plane..

**2 - Bends in bumper:** Art: 29.k states *The minimum outside measurement of any portion of the bumper, measured from outer edge to outer edge, is 3.27 centimeters.* And Art: 29.j states *The inside curvature of all bends must be a minimum of 2 centimeters in diameter.*

An offensive bumper was found to have breached these components. The Committee believe that there may be some advantages gained from this. As such this bumper has been declared illegal.

**3 - First point of contact on the wing.** Art: 30.a states *The outer-most point of contact of the wing must be exactly 11 centimeters from the floor.* Several chairs have been presented that have the first point of contact at 12cm. On review the Committee did not see any advantage gained by this and have ruled that a 10mm allowance either side of 11cm be allowed.

Note: *There will be zero tolerance beyond the 10mm.*


**4 - First point of contact on the bumper:** Art 29.a states *The front-most part of the bumper, measured to the midpoint of the rod or tubing with the casters in a forward-rolling position, must be exactly 11 centimeters from the floor*

For the 11cm contact point on the bumper an allowance of 5mm either side of the 11cm will be permitted.

Note: *There will be zero tolerance beyond the 5mm.*

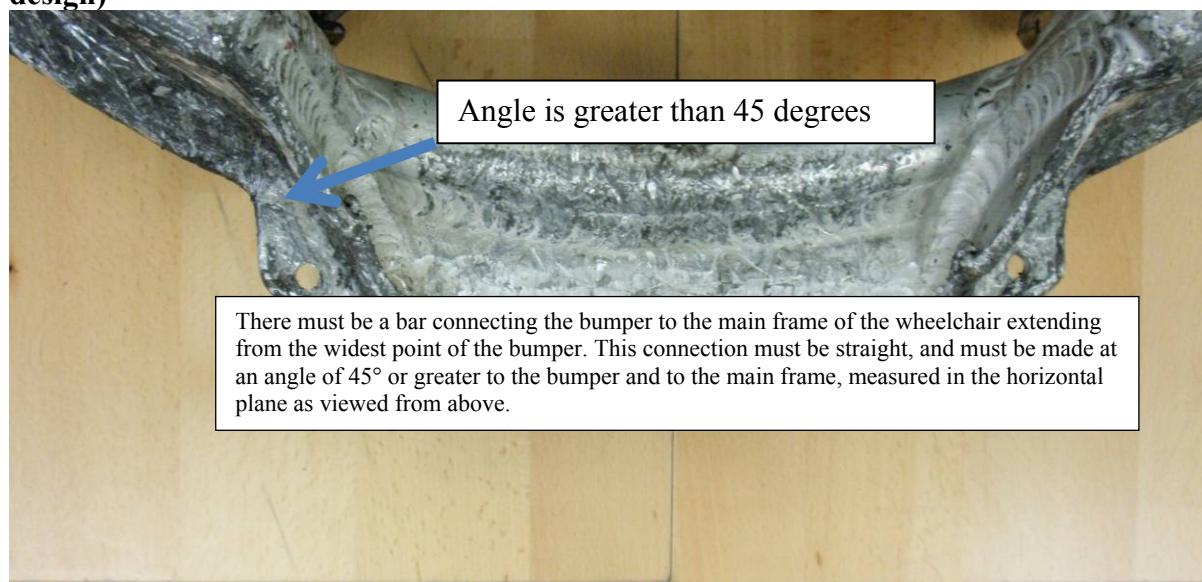
**5 - All other measurements** will be rigidly enforced, height of wing, width of bumper etc. No tolerance will be allowed.

### Offensive Bumper (Illegal design)



Bumper must ensure bend conforms to rules. As rules states: - *The minimum outside measurement of any portion of the bumper, measured from outer edge to outer edge, is 3.27 centimeters*

### Offensive Bumper (Legal design)



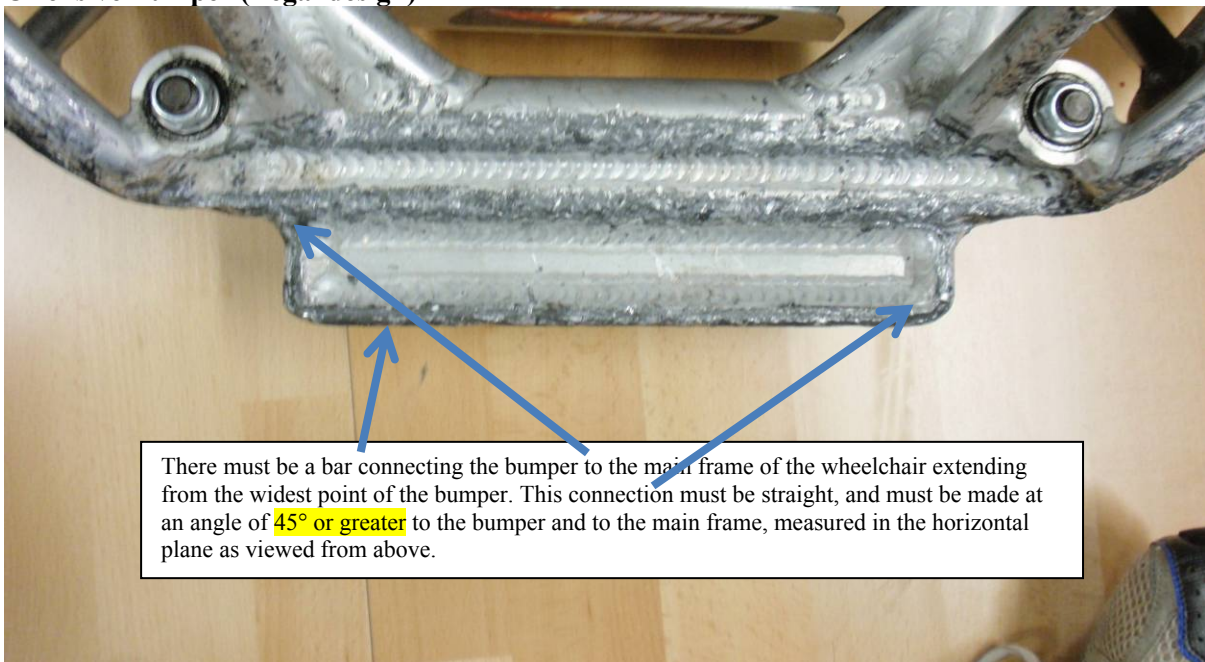
*e: Bumper does not look to have any rod or tubing – but in all other facets is built legally.*


### Offensive Bumper (Legal design)





**Offensive Bumper (Legal design)**



**Offensive Bumper (Legal design)****Offensive Bumper (Legal design)**

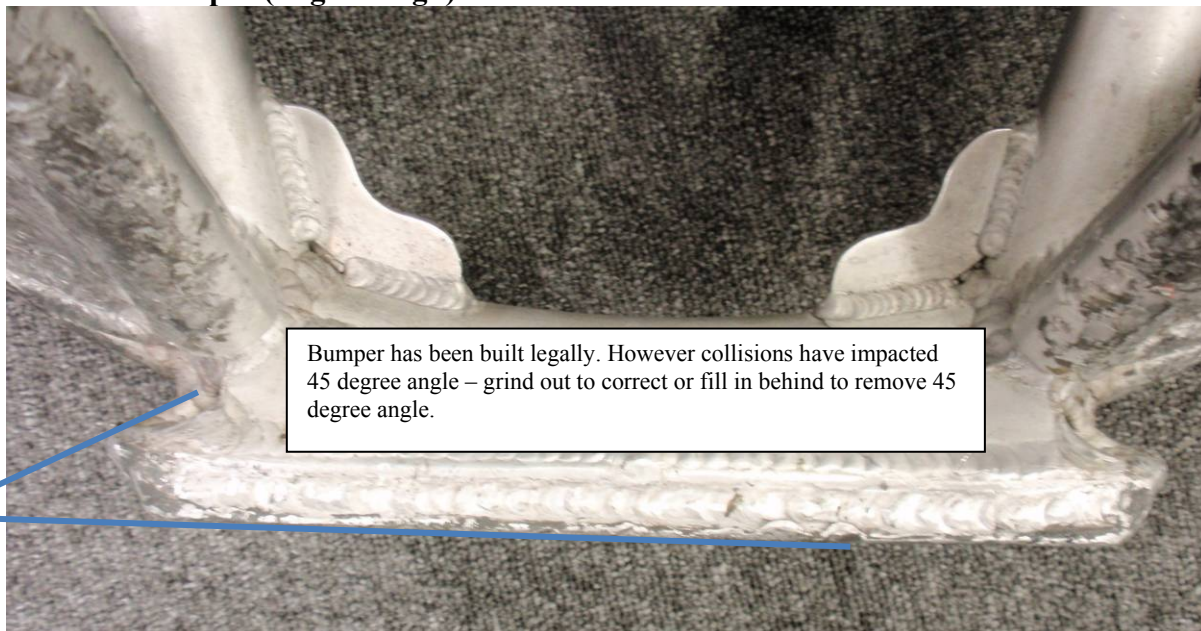
*Not e: Ends of bumper have been bent back so no longer a 45° angle or greater. This chair requires corrective work, but the original design is legal.*



**Offensive Bumper (Legal design)****Offensive Bumper (Legal design)**


*e: Arrowed bars must not have any sharp edges*

*Not*

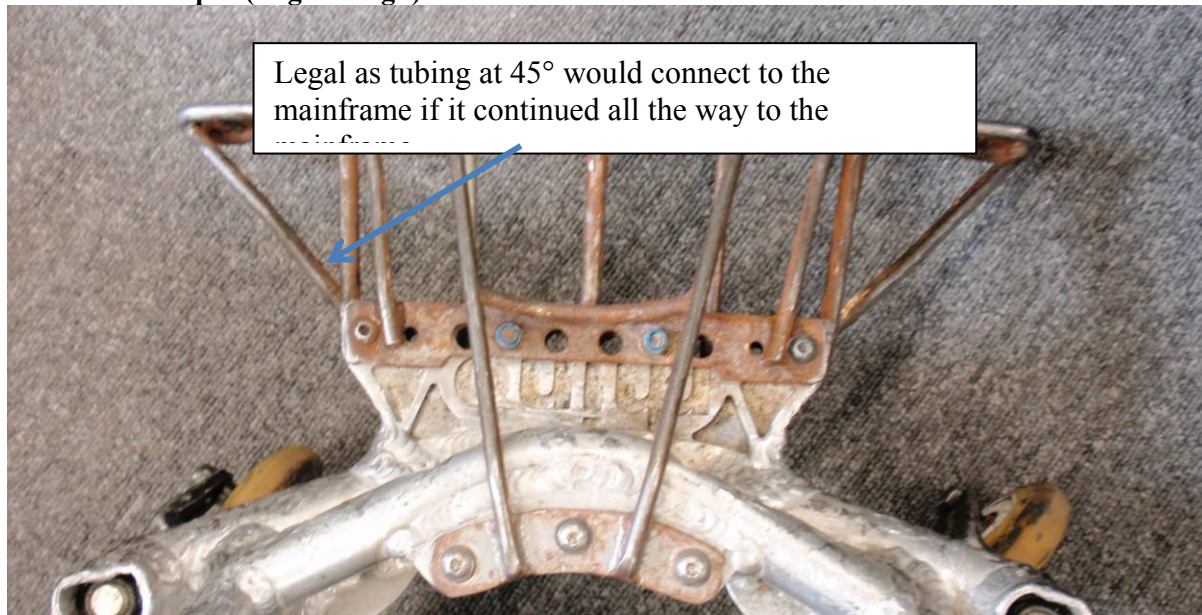
**Offensive Bumper (Legal design)**



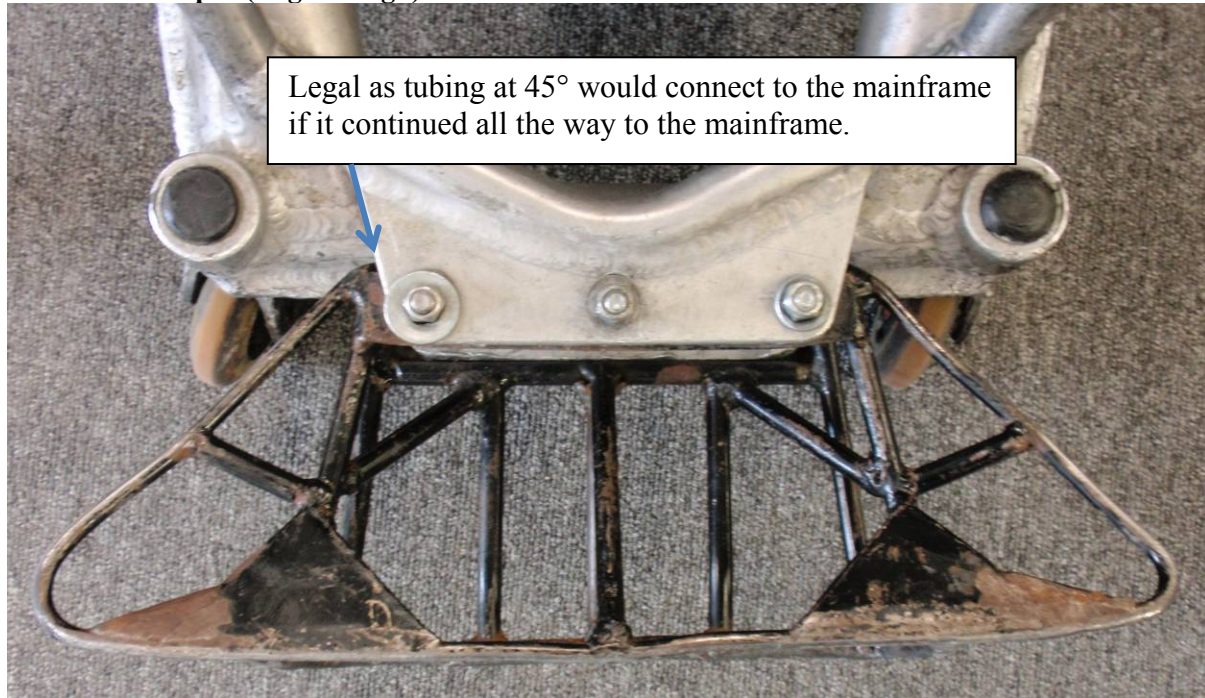

### Defensive Bumper (Legal design)



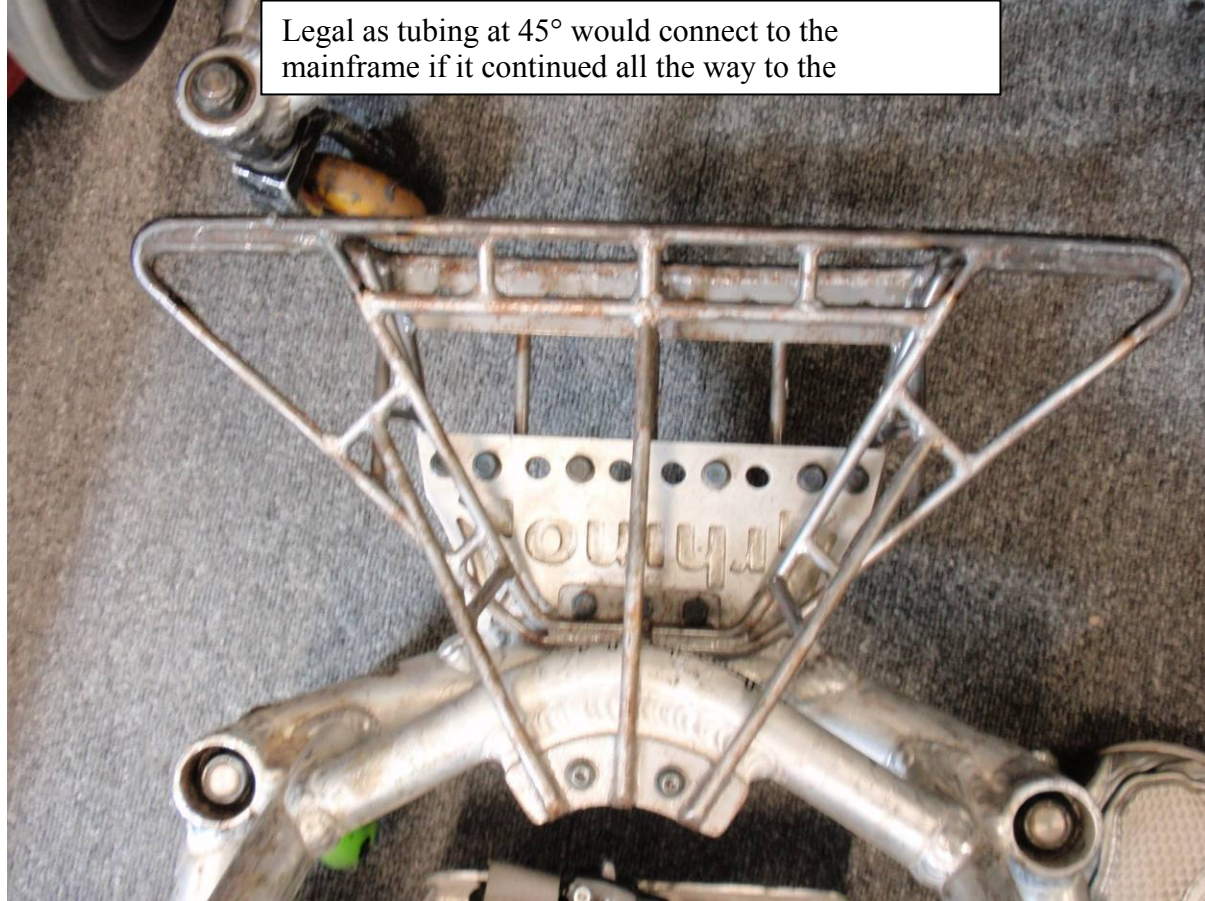
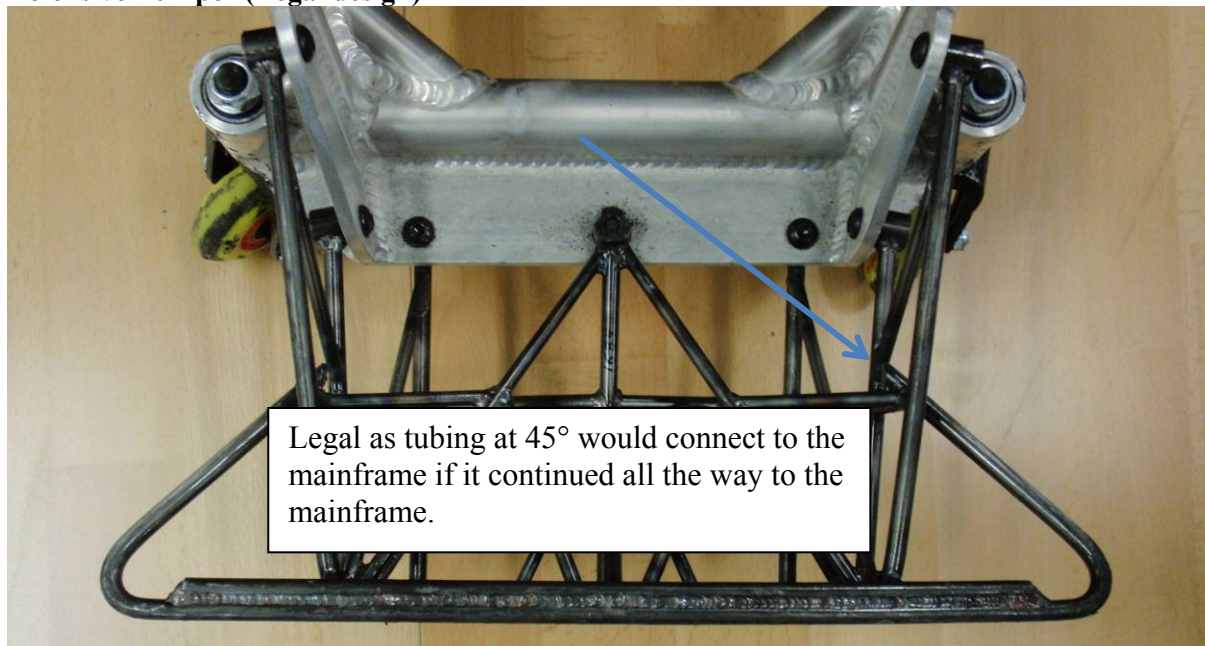
### Defensive Bumper (Legal design)





**Defensive Bumper (Legal design)****Defensive Bumper (Legal design)**



**Defensive Bumper (Legal design)****Defensive Bumper (Legal design)**

**Wing (Legal design)**